



KKCS

SINGHEWALA
Session 2024-25
GRADE -II -A



Students Name Reg. No.

Summer Vacation is probably the best time of the year for you all; it's time for lots of ice cream, time to visit grandparents / relatives and getting pampered to no end and of course bonding with cousins. School is fun too, with learning happening at all times, summer vacation can also be a time for learning with lots of activities around. Here are few tasks for you to be completed during these vacations. Do remember to complete the given tasks after reading them carefully. You need to bring your research work to school on the first day of school without fail.

Happy Holidays!

Some Tips to make this holiday special:

- *Have a family dinner every day of the holidays.*
- *Play board games with your parents and sibling and show them who is the smartest.*
- *Visit your grandparents and relatives whom you have not seen for a few years.*
- *Spend some quality time with an elderly person in the family or neighbourhood.*

Children if you are stuck, please feel free to contact us on the given number or e-mail id.

Helpline: Coordinator's Helpline: Ms Amandeep - 08307440978

(Between 10 am to 12:00 noon only to avoid any inconvenience)

For any suggestions & feedback please mail us at lteskks@gail.com



Some useful tips for summer vacation

Some **do's** and **don'ts** during summer vacation:

Do's

- ✓ Drink lots of water.
- ✓ Carry a water bottle everywhere you go.
- ✓ Wear light cotton clothes.
- ✓ Have plenty of seasonal fruits like musk-melon, water-melon, orange, cucumber, etc.
- ✓ Drink a glass of buttermilk every meal time.
- ✓ Discover your creativity through Research worksheets.
- ✓ Study for half an hour to one hour every day.
- ✓ Explore various games.
- ✓ Enjoy your holiday trips.

Don'ts:

- ✓ Don't be out of house in afternoon sun.
- ✓ Don't have junk food.
- ✓ Don't watch too much TV.
- ✓ Don't waste time in being lazy.
- ✓ Don't dirty your place of living.



ACTIVITIES & TASKS

Summer vacations are eagerly awaited. These days can enrich our lives and give us plenty of memories. It is the best time for acquiring many new skills and learning good habits. This research work has been designed in a way that can enhance your learning ability. This Research work is aimed to make you a good learner and an Inquirer. By the end of the vacation, we can expect you to bloom into a Knowledgeable, Caring and Reflective Inquirer! Be a cooperative, independent and responsible child during your vacation.

Activities for Fun

Activity-I – Read any story book suitable to your age . Draw main 3 characters using Graphic Organizer.

Activity-II Characterise the teacher you like most in your school.

Hints ;- Name of various teachers teaching you.

Name of your favourite teacher

Why she is your favourite? Her qualities which make her best.

Describe her in your own words.

Research Tasks Theme: Who We Are

TASK-I – Make a booklet on food groups.

Criteria:

- Collect pictures of different food items. (Mini. 5 pics of each food group)
- Make a booklet with colour papers
- Sort the food items into different food groups
- Paste them in the booklet, label and write the functions of each group.

TASK-II – Make a list of fruits, vegetables, cereals /pulses of your choice and reflect your understanding of number concept.




Criteria:

- Make a list of healthy food items/eatables.
- Sort them out according to their category for example: 3 fruits, 3 vegetables, 3 pulses.
- Give ranking from 1 to 4. (based upon your liking)
- Write even or odd.
- Write the numeral/number and number name.
- Write place value.
- Prepare a booklet/album

- Involve your parents, friends or relatives in inquiry and collect, understand about healthy eatables during this activity.

Example

RANKING ACCORDING TO CHOICE	4			
	3			
	2			
	1			

FRUIT OF YOUR CHOICE			
	3	2	4
	ODD	EVEN	EVEN

Number: 324

Number Name: Three hundred twenty four

Place Value: 3 2 4

```

    graph TD
      A[3] --> B((300))
      A --> C((20))
      A --> D((4))
  
```

TASK-III:- Based on knowledge acquired during above activity, pick any 10 healthy eatables and write your overall ranking from most favourite to least favourite using ORDINAL NUMBERS.

Example:

First: Watermelon

Second: spinach

::

::

::

Tenth:

TASK-IV:- English: Collect pictures of different fruits and vegetables (8 to 10). Stick them on A4 size sheet. Write their names. Use proper article before it.

Learning outcome: Students are able to write names of fruits and vegetables with appropriate use of article

TASK-V:- Hindi - किन्ही दस पौष्टिक आहार के चित्र चिपकाते हुए उन पर 1-1 वाक्य लिखिए |

TASK-VI:- Art & Craft: - Create any design using different kinds of pulses

TASK-VII:- Maths - Fun Worksheet

TASK-VIII:- English: - Fun activity.

TASK-IX:- English: - Comprehension worksheet.

TASK-X:- Comp. Sc. - Draw food pyramid by pasting stamps of different types of food groups using Tux Paint software and bring the printout in A4 size paper.

Find the link below to download Tux Paint:

<https://sourceforge.net/projects/tuxpaint/files/tuxpaint/0.9.23/tuxpaint-0.9.23-win321-installer.exe/download>

TASK-X:- Punjabi – ਕੋਈ ਪੰਜ ਸਬਜ਼ੀਆਂ ਦੇ ਨਾਮ ਲਿਖ ਕੇ ਚਿੱਤਰ ਚਿਪਕਾਓ।

CREATIVITY

16th is Father's Day –Prepare a Greeting for your Dad

NOTE - The entire home work done must be submitted in the shape of spiral bound project for Summer Home work

MATH FUN WORKSHEET

TASK-VII: Maths

Solve the following BINGO which is a combination of few math puzzles based on place value and abacus.

Criteria: Try each bit independently using conceptual and logical understanding of place value.

Learning outcomes: • Students will develop their conceptual understanding of place value. • Students will develop their logical thinking skills.

Self-Reflection: • Students can give their reflection after attempting BINGO.

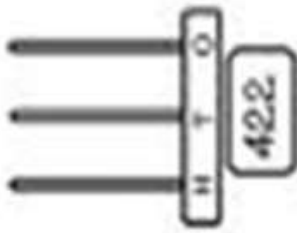
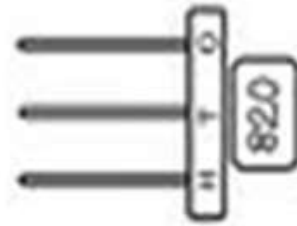
Yes ! It is a BINGO

Oopps !! I missed a few of them

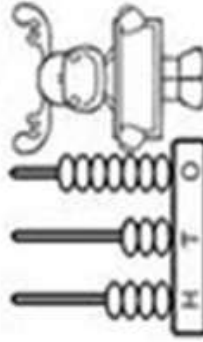
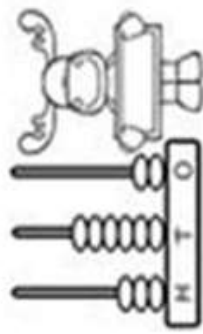
I will work hard on my conceptual understanding

❖ Through this BINGO activity, I learnt/understood

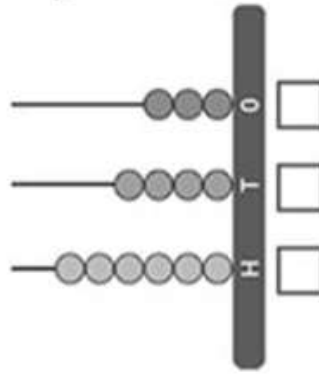
1. See the number and represent through abacus:



2. Read abacus and write the numbers:



3. Find the place values through abacus:



There are hundreds
 tens
and ones

Abacus / Place Value

It is a BINGO!!

Number:

Picture:

5. Draw the picture form of abacus for given number and fill out the place value chart :

Number: **124**

Hundreds	Tens	Ones

Picture:

6. Build the number and draw the picture form of abacus using following clues mentioned in place value chart :

Number:



Hundreds	Tens	Ones
5	0	4

Picture:

ENGLISH FUN WORKSHEET

TASK-VIII-English

I like red apples.




Using the pictures as clues,
fill in the blanks then fill in
the puzzle spaces with the
correct words.

ACROSS

3. yellow



5. red



1. a bunch of



6. a yellow



COMPREHENSION WORKSHEET

TASK-IX-English

Read the given passage and tick the correct answers following it.

Learning outcome: Students are able to comprehend the passage and make appropriate choices.

Healthy Food Healthy food is good for you.

Healthy Food Healthy food is good for you. You need it for shiny hair and strong bones. You need it so you can grow tall and feel good. The best part about healthy food is that it is tasty! You can find grains in bread, rice and oatmeal. You should eat four servings of grains every day. Milk, cheese and yogurt are also important. These will give you strong bones. Meat, beans, fish and nuts give your body iron and protein. You can also eat an egg or some peanut butter to help keep your body healthy. Fruit and vegetables are good to eat. Eat many kinds each week. Chips and cookies are tasty, but eat only a few at a time. When you eat healthy food, your body will thank you!

1. Healthy food will make you . . .

- a. sick.
- b. strong.
- c. green.
- d. tasty.

2. Which food will give you strong bones?

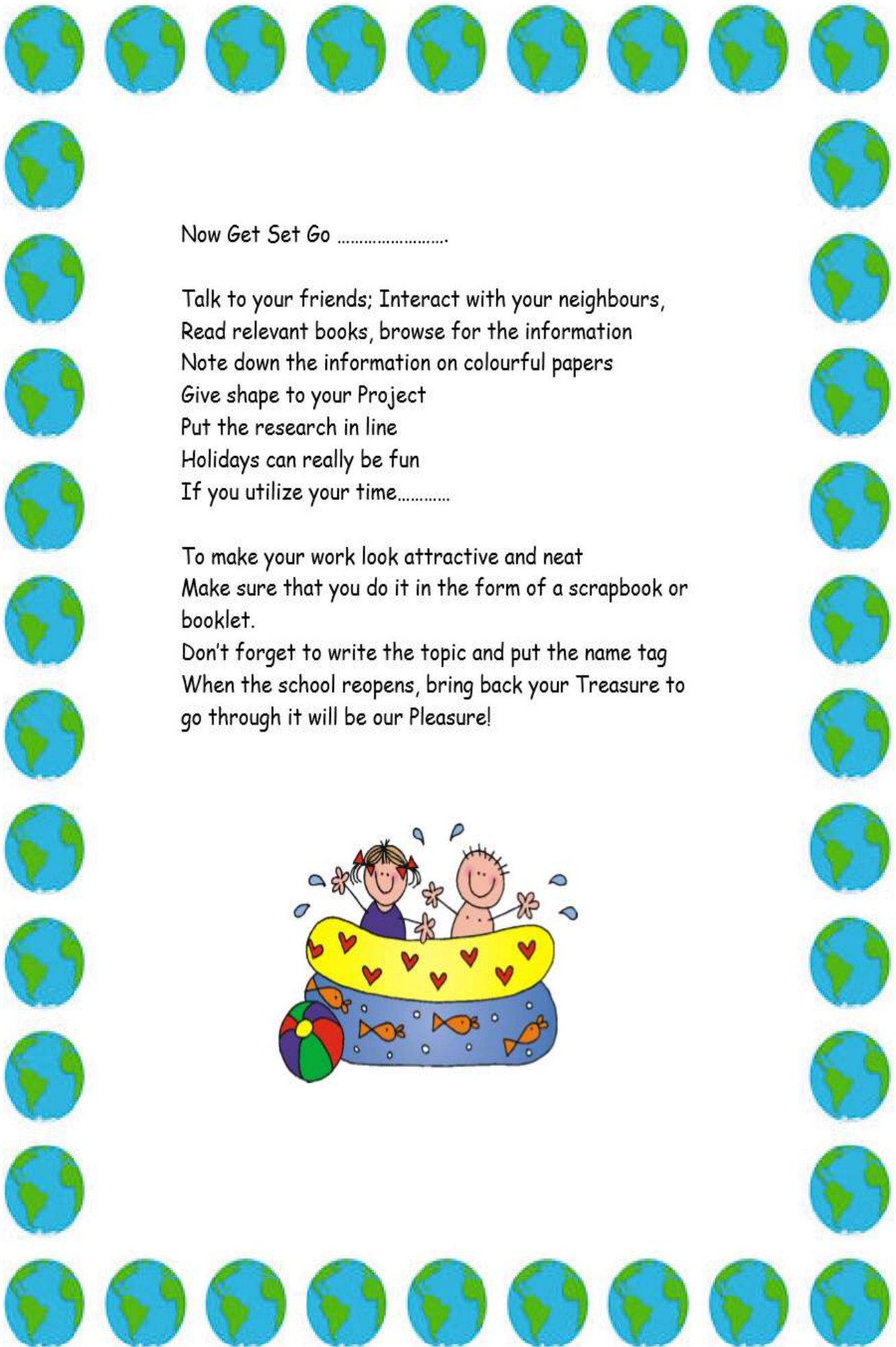
- a. bread
- b. nuts
- c. cheese
- d. chips

3. What kind of vegetables should you eat each week?

- a. none
- b. one kind
- c. green vegetables
- d. many kinds

4. You should eat cookies . . .

- a. once in a while.
- b. all the time.
- c. instead of oatmeal.
- d. to grow strong



Now Get Set Go

Talk to your friends; Interact with your neighbours,
Read relevant books, browse for the information
Note down the information on colourful papers
Give shape to your Project
Put the research in line
Holidays can really be fun
If you utilize your time.....

To make your work look attractive and neat
Make sure that you do it in the form of a scrapbook or
booklet.
Don't forget to write the topic and put the name tag
When the school reopens, bring back your Treasure to
go through it will be our Pleasure!



