



# KKCS

SINGHEWALA  
Session 2024-25  
GRADE -I-C



Students Name ..... Reg. No. ....

**Summer Vacation** is probably the best time of the year for you all; it's time for lots of ice cream, time to visit grandparents / relatives and getting pampered to no end and of course bonding with cousins. School is fun too, with learning happening at all times, summer vacation can also be a time for learning with lots of activities around. Here are few tasks for you to be completed during these vacations. Do remember to complete the given tasks after reading them carefully. You need to bring your research work to school on the first day of school without fail.

## Happy Holidays!

Some Tips to make this holiday special:

- *Have a family dinner every day of the holidays.*
- *Play board games with your parents and sibling and show them who is the smartest.*
- *Visit your grandparents and relatives whom you have not seen for a few years.*
- *Spend some quality time with an elderly person in the family or neighbourhood.*

Children if you are stuck, please feel free to contact us on the given number and e-mail id.

Helpline: Coordinator's Helpline: Ms Suruchi - 07740083903

(Between 10 am to 12:00 noon only to avoid any inconvenience)

For any suggestions & feedback please mail us at [lateskks@gail.com](mailto:lateskks@gail.com)



## Some useful tips for summer vacation

Some **do's** and **don'ts** during summer vacation:

### Do's

- ✓ Drink lots of water.
- ✓ Carry a water bottle everywhere you go.
- ✓ Wear light cotton clothes.
- ✓ Have plenty of seasonal fruits like musk-melon, water-melon, orange, cucumber, etc.
- ✓ Drink a glass of buttermilk every meal time.
- ✓ Discover your creativity through Research worksheets.
- ✓ Study for half an hour to one hour every day.
- ✓ Explore various games.
- ✓ Enjoy your holiday trips.



### Don'ts:

- ✓ Don't be out of house in afternoon sun.
- ✓ Don't have junk food.
- ✓ Don't watch too much TV.
- ✓ Don't waste time in being lazy.
- ✓ Don't dirty your place of living.



## GENERAL TIPS

### Learn to be safe:

- ❖ Do not go out alone without an elder to accompany you.
- ❖ Never talk to strangers.
- ❖ Do not accept gifts /eatables from strangers.
- ❖ Play in a fenced areas and not on streets.
- ❖ Scream for help in case you feel you are in danger.
- ❖ Memorise your parents and elders phone numbers.
- ❖ If you find yourself lost in a market ask for some one to give a call to your parents.
- ❖ Girls especially try to recognise good touch and bad touch don't meet, go in alone with any stranger.

### Learn to be responsible and develop personal skills:

Take up one of these tasks everyday and figure out how you will complete this task.

- 🧺 Help your mother in laundry.
- 🧺 Keep things in their proper place so as to keep your bedroom clean.
- 🧺 Water the plants.
- 🧺 Dust and clean your room.
- 🧺 Look after your younger brother or sister.
- 🧺 Set the dining table for your family.
- 🧺 Feed your pet if you have one.

### Develop some social skill:

- Give respect to the elders and love to the young ones.
- Four magic words that are basics of good manners – Please, Thank you, Excuse me and Sorry. Make these four words a habit and see the difference.
- Wish and welcome the guests.
- Converse with your relatives/visitors.
- Spend time with your grandparents.
- Develop personal hygiene:
- Keep your surroundings clean.
- Trim your nails once a week.
- Wash your hands before and after meals.
- Shampoo your hair .
- Go for regular dental check up.



Personal Hvgiene



Keep Surroundings Clean

## **Suggested reading**

- *Lady Bird Series-*      *Enormous Pumpkin*  
   *The Big Pancake*  
   *Peppa Pig*  
   *The Little Red Hen*
- *Books by Scholastic*      *The Ice Cream Shop*  
   *The New Puppy*  
   *Gus Makes a Friend*  
   *Gus Gets Scared*
- *Panchtantra*

## **Suggested Movies to Watch**

- *Jungle Book*
- *The Good Dinosaur*
- *The Little Family Just Got Bigger- Stuart Little*
- *The Seventh Dwarf*
- *जम्बो*
- *तारे जमीन पर*
- *हनुमान*
- *छोटा भीम*
- *दंगल*

## **Suggested places to visit**

- ❖ *Public fair / Rex Cross fair / Circus*
- ❖ *Book cafe / Library near your house / Cyber Café*
- ❖ *Vegetable Market / Grain Market*
- ❖ *Municipal Park / Zoo*
- ❖ *A Fire Station / Post Office / Public Library /Water Works*
- ❖ *Old Age Home / Deaf and Dumb Centre / Andh Maha Vidyalaya*

## **Hobby Classes**

- ❖ *Find out about some interesting hobby classes around your house and develop a hobby for yourself this summer, such as theatre, music, dance, painting, etc.*
- ❖ *To build your physical stamina, join activities such as swimming, skating, aerobics or any sport you like.*

## ACTIVITIES & TASKS

Summer vacations are eagerly awaited. These days can enrich our lives and give us plenty of memories. It is the best time for acquiring many new skills and learning good habits. This research work has been designed in a way that can enhance your learning ability. This Research work is aimed to make you a good learner and an Inquirer. By the end of the vacation, we can expect you to bloom into a Knowledgeable, Caring and Reflective Inquirer! Be a cooperative, independent and responsible child during your vacation.

### Activities for Fun

**ACTIVITY-I**- Make a Kutcha house on a coloured A 4 sheet, using any 2 materials out of these i) Dry leaves ii) Straws iii) Sticks/Twigs

**ACTIVITY-II**- Collect and paste 5 different pieces of cloth material which come into daily use in our lives.

- Identify the type of cloth used.

**ACTIVITY-III**- Go for a morning walk with your parents/grandparents in a nearby park and collect any 5 types of leaves and paste them in your scrap book.

- Identify and label the name of the tree of those leaves.

**CREATIVITY**- A beautiful Greeting Card

- 16<sup>th</sup> is Father's Day –Prepare a Greeting for your Dad

## WORK SHEETS

### ENGLISH

1. Practice 12 pages of cursive and simple writing repeating lines given below (6 pages each) on ruled sheets to improve your handwriting skill .

❖ *The quick brown fox jumps over a lazy dog.* - for cursive handwriting

❖ Do what is right , not what is easy. -for simple handwriting

2. Vocabulary Time !!! Learn two new words each day during your vacations. You will have a list of about 60 words in your vocabulary bank. Write these words. Try and use them in your conversation every day. – Date wise write these words on ruled sheets repeating each words at least 4-5 times on pattern given below

Date

New Word

5-6-2023

Capital

Capital

Capital

Capital

Capital

Like wise

3. Attempt Work Sheet -I and II

### **MATHS**

1. Make a timeline of the birthdays of family members. The birthdays should be in ascending order of age (youngest member of the family to the eldest member of the family)
2. Attempt Work Sheet No. III and IV
3. Learn Table 2 to 4 – Quiz will be arranged on tables after vacation so get prepared for same

### **HINDI**

- 1 एक A<sub>4</sub> Sheet पर अ ,आ की मात्रा से सब्जियों तथा फलों के चित्र चिपकाकर नाम लिखिए।
- 2 “सत्य की सदा जीत होती है।” के सुलेख के तौर पर 10 पेज लिखो।
- 3 एक A<sub>4</sub> Sheet पर आ, इ की मात्रा लगाकर किन्हीं पाँच पशुओं के चित्र चिपकाकर उनके नाम लिखिए।

### **EVS**

1. On a A<sub>4</sub> Sheet Paste/draw any 5 vegetables, 5 Fruits , 5 colours, 5 flowers, 5 animals, 5 birds and 5 people who help us write their names below each
2. Keep a bowl full of water for thirsty birds on the terrace or balcony, with the help of your elders. Click your photographs doing so and paste on an A<sub>4</sub> size sheet.
3. Attempt work sheet-V

### **COMPUTER**

1. Paste various pictures on an A<sub>4</sub> Sheet showing Various uses of computer  
Below each picture write the use in your own hand writing

### **ART AND CRAFT**

1. 21<sup>st</sup> June 2023 is World Yoga Day – Paste small pictures of various YOGA AASANS on an A<sub>4</sub> sheet, below each picture write name of Aasan .
2. Colour the given picture on work sheet-VI

**NOTE – The entire home work done must be submitted in the shape of spiral bound project for Summer Home work**



WORK SHEET -I-ENGLISH

1. Look at the pictures and identify the items.

grass	grapes	bird
snail	flower	doll
king	Ice cream	vegetables



## WORK SHEET -II -ENGLISH

2. Look at the pictures below. Fill in the right letters to complete the words.



Sh\_\_\_\_p



p\_\_\_\_rrot



h\_\_\_\_t



doc\_\_\_\_or



butt\_\_\_\_r



m\_\_\_\_nkey



zo\_\_\_\_\_



w\_\_\_\_\_ll



ta\_\_\_\_lor

3. Rearrange the letters to name the pictures. Rewrite the jumbled words.

a) ARROTC-\_\_\_\_\_

b) ADISHR-\_\_\_\_\_



c) NIONO-\_\_\_\_\_

d) OTATOP-\_\_\_\_\_




## WORK SHEET -III - MATHS

1. How many in all? Count and write in number.

A.  +  = \_\_\_\_\_

B.  +  = \_\_\_\_\_

C.  +  = \_\_\_\_\_

D.  +  = \_\_\_\_\_

E.  +  = \_\_\_\_\_

F.  +  = \_\_\_\_\_

## WORK SHEET -IV - MATHS

2. Add by counting forward.

\*(Keep bigger number in mouth and smaller number in hand)

A.  $2 + 1 =$  \_\_\_\_\_

K.  $10 + 4 =$  \_\_\_\_\_

B.  $2 + 2 =$  \_\_\_\_\_

L.  $12 + 6 =$  \_\_\_\_\_

C.  $3 + 3 =$  \_\_\_\_\_

M.  $22 + 8 =$  \_\_\_\_\_

D.  $5 + 4 =$  \_\_\_\_\_

N.  $10 + 4 =$  \_\_\_\_\_

E.  $4 + 5 =$  \_\_\_\_\_

O.  $20 + 3 =$  \_\_\_\_\_

F.  $7 + 6 =$  \_\_\_\_\_

P.  $20 + 6 =$  \_\_\_\_\_

G.  $8 + 7 =$  \_\_\_\_\_

Q.  $33 + 8 =$  \_\_\_\_\_

H.  $2 + 8 =$  \_\_\_\_\_

R.  $40 + 5 =$  \_\_\_\_\_

I.  $3 + 9 =$  \_\_\_\_\_

S.  $45 + 4 =$  \_\_\_\_\_

J.  $1 + 9 =$  \_\_\_\_\_

T.  $48 + 2 =$  \_\_\_\_\_

3. Add.

$$\begin{array}{r} 5 \\ + 5 \\ \hline \end{array}$$

$$\begin{array}{r} 4 \\ + 4 \\ \hline \end{array}$$

$$\begin{array}{r} 6 \\ + 6 \\ \hline \end{array}$$

\_\_\_\_\_

\_\_\_\_\_

\_\_\_\_\_

$$\begin{array}{r} 6 \\ + 5 \\ \hline \end{array}$$

$$\begin{array}{r} 14 \\ + 3 \\ \hline \end{array}$$

$$\begin{array}{r} 36 \\ + 5 \\ \hline \end{array}$$

\_\_\_\_\_

\_\_\_\_\_

\_\_\_\_\_

# WORK SHEET-V EVS

## “Loud and Quiet”

Look at the pictures below and put them in the correct box



Ant



vacuum



writing



fireworks



Drill machine



cycling



walking



hammer



Jet engine



sleeping



guitar



whispering

Loud

Quiet

WORK SHEET-VI -ART & CRAFT

