

KIDS KINGDOM CONVENT SCHOOL

SINGHEWALA

SUMMER VACATION ASSIGNMENT

2024-25

Name Roll No



LKG Std.-A



Dear Parent,

Summer vacations are here again to give us respite from the scorching heat. We hope that the students enjoy their vacation time and learn through experiences and play. There are many ways in which you can help them in learning while you strengthen the bond with your little ones. We have planned some activities to keep them positively engaged. We seek your co-operation to keep a supervisory eye and lend your support and motivation to your children.

Helpline: Coordinator's Helpline: Ms RITU - 08295297837

(Between 10 am to 12:00 noon only to avoid any inconvenience)

For any suggestions & feedback please mail us at lteskks@gail.com

Class Educator -Ms. RITU

Co-ordinator – Ms. MANJU SHARMA

LET'S SHARE SOME TIPS TO MAKE THIS PERIOD A FRUITFUL AND A HAPPY TIME FOR THEM.

- Greeting with a smile when someone comes to the house.
- Have at least two meals together with your children. Teach them the importance and hard work of farmers and ask them not to waste their food.
- Sitting at the Dining Table to eat the meals, using proper table manners. Inculcate sharing habits in your child.
- Visit the grandparents and let your child bond with them. Their love and emotional support is very important for the child. Click snaps with them. Strengthen the bond between Grand Parents & Grand Children.
- Share stories about your childhood and your family history.
- Encourage your child to develop the habit of taking care of his/her belongings.
- Narrate good short stories to them.
- Take your child for nature walk.
- Make simple conversations with your child in English.
- Make a routine for your child to play, revise concepts and watch T.V.(Let your child watch some entertaining and educational T.V. shows such as Discovery Kids, Animal Planet or even for short period cartoon TV)
- Arranging his or her toy shelf.
- Make him learn watering the plants.
- Encourage your child to use magical words like please, sorry, thank you, excuse me, welcome, my pleasure.
- Teach your ward about personal hygiene.
 - Brush Teeth twice a Day or after every meal.
 - Take Bath Daily
 - Comb your hair
 - Washing hands before and after Meals
 - Trimming the nails and keeping them clean.
 - Use hanky for cleaning nose, avoid finger.

KINDLY NOTE that Summer Vacation Assignment is also available on our school website. www.kkcsedu.org so if needed can be downloaded from there.

INSTRUCTIONS FOR VACATION ASSIGNMENTS:-

1. Assignment should be done under parent's supervision.
2. Make sure all oral syllabus of April & May must be revised once in the last week of vacation as it becomes easier for the child to retain and adjust after the long break.
3. Kindly give revision of the entire syllabus done so far.
4. Parents must establish a set time each day for reading and writing practice. Time management should be there.
5. Help your ward learn a moral based story.
6. The students should prepare few lines on any helper as it is the theme for the month of July.
7. Kindly help your ward complete the worksheets from No. 1 to No. 10
8. Make a labelled Picture Dictionary in a scrap book or Art file and a Collage on a Pastel sheet according to the countries assigned to the respective classes. Picture dictionary and collage must include the following pictures
Facts, Social Helpers, Place of Work, Tools used by them, Emergency Phone numbers and any other related information.

S. No.	CLASS	COUNTRY ASSIGNED
1	Section -A	India
2	Section -B	France
3	Section -C	Germany

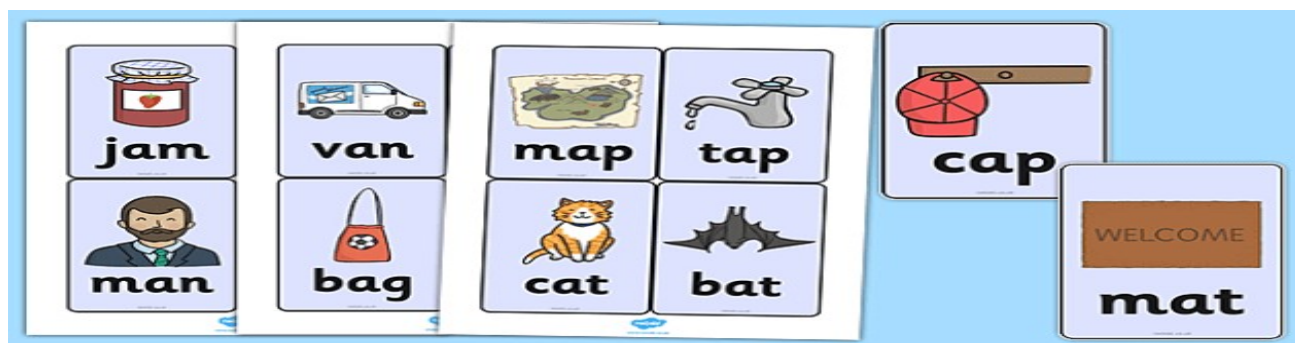
The following projects are for all the sections of LKG. Please note the project which your ward has to complete according to his/her Roll no.

S. NO.	PROJECT	ROLL NO.
1	PROJECT 1	1-5
2	PROJECT 2	6-10
3	PROJECT 3	11-15
4	PROJECT 4	16-20
5	PROJECT 5	21-25
6	PROJECT 6	26 onwards

PROJECT 1: Create a craft item using Shoe Box, plastic bottle, egg tray, tins, cans etc. Examples have been given below. You can use your own creative ideas to do the same.



PROJECT 2: Prepare flashcards with 3 letter words using vowels (a, e, i, o, u) with pictures. Each flashcard should read just One Word. (Size of the each flashcard should be 15cm x 15cm). Examples have been given below. You can use your own creative ideas to do the same.



PROJECT 3: Make a card with handmade flowers on A₄ size sheet with a message of fathers day falling on 16th June. You can use pastel or handmade sheet. Examples have been given below. You can use your own creative ideas to do the same.



PROJECT 4: Prepare flashcards with 2, 3 and 4 letter words with pictures. Each flashcard should read just One Word. (Size of the each flashcard should be 15cm x 15cm) Examples have been given below. You can use your own creative ideas to do the same.



PROJECT 5: Create a Hand Puppet of any Helper by using paper (pastel sheet or handmade sheet) and prepare your ward to speak a few lines about him or her. Examples have been given below. You can use your own creative ideas to do the same.




PROJECT 6: Make two stick puppets of any helper and laminate it. Help your ward learn a few lines about these helpers. Examples have been given below. You can use your own creative ideas to do the same.




**Wishing you all happy time together!!!!
HAPPY SUMMER VACATIONS**

WORK SHEET-1

CIRCLE THE CORRECT LETTER



C **B** **A**




G **F** **H**



K **L** **I**



M **N** **O**



D **G** **E**



How well did you do?

चित्र के नाम के पहले अक्षर को लिखो

Write the First Letter of the Picture

Indif.com

Blank writing box with four horizontal lines (blue, blue, yellow, blue).



Blank writing box with four horizontal lines (blue, blue, yellow, blue).



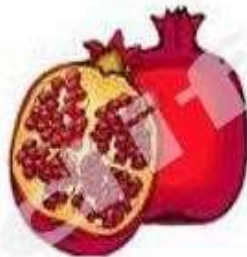
Blank writing box with four horizontal lines (blue, blue, yellow, blue).



Blank writing box with four horizontal lines (blue, blue, yellow, blue).



Blank writing box with four horizontal lines (blue, blue, yellow, blue).



Blank writing box with four horizontal lines (blue, blue, yellow, blue).



Blank writing box with four horizontal lines (blue, blue, yellow, blue).



Blank writing box with four horizontal lines (blue, blue, yellow, blue).



Blank writing box with four horizontal lines (blue, blue, yellow, blue).



Blank writing box with four horizontal lines (blue, blue, yellow, blue).



Work Sheet-3

Write Counting 1 to 10 (5 Times)

1

2

3

4

5

6

7

8

9


10

Work Sheet-4

Criteria:

- Recollect all letters in the sequence.
- Write the capital letters in the given space below.
- Follow the four line concept while writing.

How well did you do?



E

F

G

H

Handwriting practice lines for the letters E, F, G, and H. The page contains 20 sets of horizontal lines, each set consisting of four lines (top, middle, bottom, and descender). The first set of lines contains the letters E, F, G, and H. The remaining 19 sets of lines are blank for practice.

Work Sheet-6

Write Alphabets from I to L

I

J

K

L

Handwriting practice lines for the letters I, J, K, and L. The page contains 20 sets of horizontal lines for writing practice.

Work Sheet-7

अ आ इ ई उ ऊ लिखो

अ आ इ ई उ ऊ

How well did you do?



क

ख

ग

घ

ङ






How well did you do?



Work Sheet-9

Criteria:

- Identify the small letters and capital letters given.
- Draw a line to match the small letters to the capital letters.

 Apple	A ○	○ b
 Ball	B ○	○ d
 Cake	C ○	○ e
 Dog	D ○	○ a
 Egg	E ○	○ f
 Fish	F ○	○ c

How well did you do?



Work Sheet-10

Criteria:

- Count the numbers 1-20.
- Identify the numbers given.
- Trace the numbers neatly.

1	2	3	4	5
6	7	8	9	10
11	12	13	14	15
16	17	18	19	20

How well did you do?



FEEDBACK FORM

(To be filled in by parent)

Form has been devised to know the views of the parents about home work, so fill up it , submit with home work , your feedback will help in improving assignments for future.

1. The Holiday's Homework was: a) Lengthy b) Short c) Appropriate

2. You required help: a) Continuously b) Occasionally c) Never

3. The time given to complete the assignment was:

a) Appropriate b) Too less c) Too much

4. The information required was: a) Easily available b) Difficult to find

5. Did your child enjoy doing these assignments ? If 'Yes', why and if 'No' why not?

6. The most interesting part of the entire assignment was

7. While doing the assignments , your child learnt.....

8. Which of the activity did your child enjoy the most?

9. What other activities would you like to do with your child during holidays?

10. How do you think your child benefited through these holiday assignments?

SIGNATURE OF PARENTS (MOTHER /FATHER)