

KIDS KINGDOM CONVENT SCHOOL
SINGHEWALA
SUMMER VACATION ASSIGNMENT
2024-25

Name Section

HELL
SUMMER



NURSERY Std.-C



Class Educator - Ms. PRABJOT KAUR Co-ordinator - Ms. MANJU SHARMA



KKCS
SINGHEWALA
2024-25
Class -NURSERY Std.

Dear Parents,

Here are some fun and learning activities for children in vacation which are specially designed to reinforce essential skills learnt at school and to help students establish regular habits. Summer assignments also provide you an opportunity to participate in your child's education.

Your child needs **your presence** more than your presents.

a) Sit with your child and read story books (Hindi or English) like- Snow white, Pinocchio, Cinderella, Thumbelina, Beauty and the Beast, Jack and the Beanstalk, Hansel and Gretel, Frog Prince, Sleeping Beauty, tales of Panchatantra, etc.

b) Make your child watch some entertaining and educational

shows at- Discovery kids
Animal Planet
National Geographic
or even Cartoon channels



c) Let your child watch movies like:

Jungle Book

Baby's Day Out

Ice Age

Shrek

Home Alone

Avengers



d) Take your child for an educational visit to places like-

Any Water Works

Old Age Home

Craft Museum

Science Centre

Milk Plant

Railway Station



e) Ask your child to help you in simple household chores like-

Dusting

laying down dining table

Washing toys

Keeping used utensils in the kitchen

Folding clothes

Serving water, etc.



f) Help your child in making at least one non fire recipe like:

Cheese sandwich

Lemonade

Fruit salad

Sprout chaat, etc.



g) To salute our community helpers,

kindly take your child to visit at least any 3 of these places:

Post office

Petrol pump

Hospital

Fire station

Bank

Big Bazaar



Meet the people who help us there and know how do they help you.

Don't
forget to

Click your child's photographs at various activities (mentioned in part d, e, f, g).

Paste them in a scrap file and decorate its cover.

Dear Children,

Here are some important things you must learn this Summer Break:

Be Smart

- ❖ Converse in English with your parents, friends and neighbours.
- ❖ Use magic words- 'Sorry', 'Thank you', 'Please'.
- ❖ Computer games are good and they sharpen your intellect but you need some exercises too, for your body so do cycling, play outdoor games etc.
- ❖ Avoid junk food, eat healthy food.
- ❖ Help your mom in arranging dining table and keep plate in the sink after the meals.
- ❖ Learn how to write your name.
- ❖ Memorize your home address and phone numbers of your parents.
- ❖ Learn how to fold apron, napkin and towel.
- ❖ Learn how to open and close/zip up your shorts/ tunics.

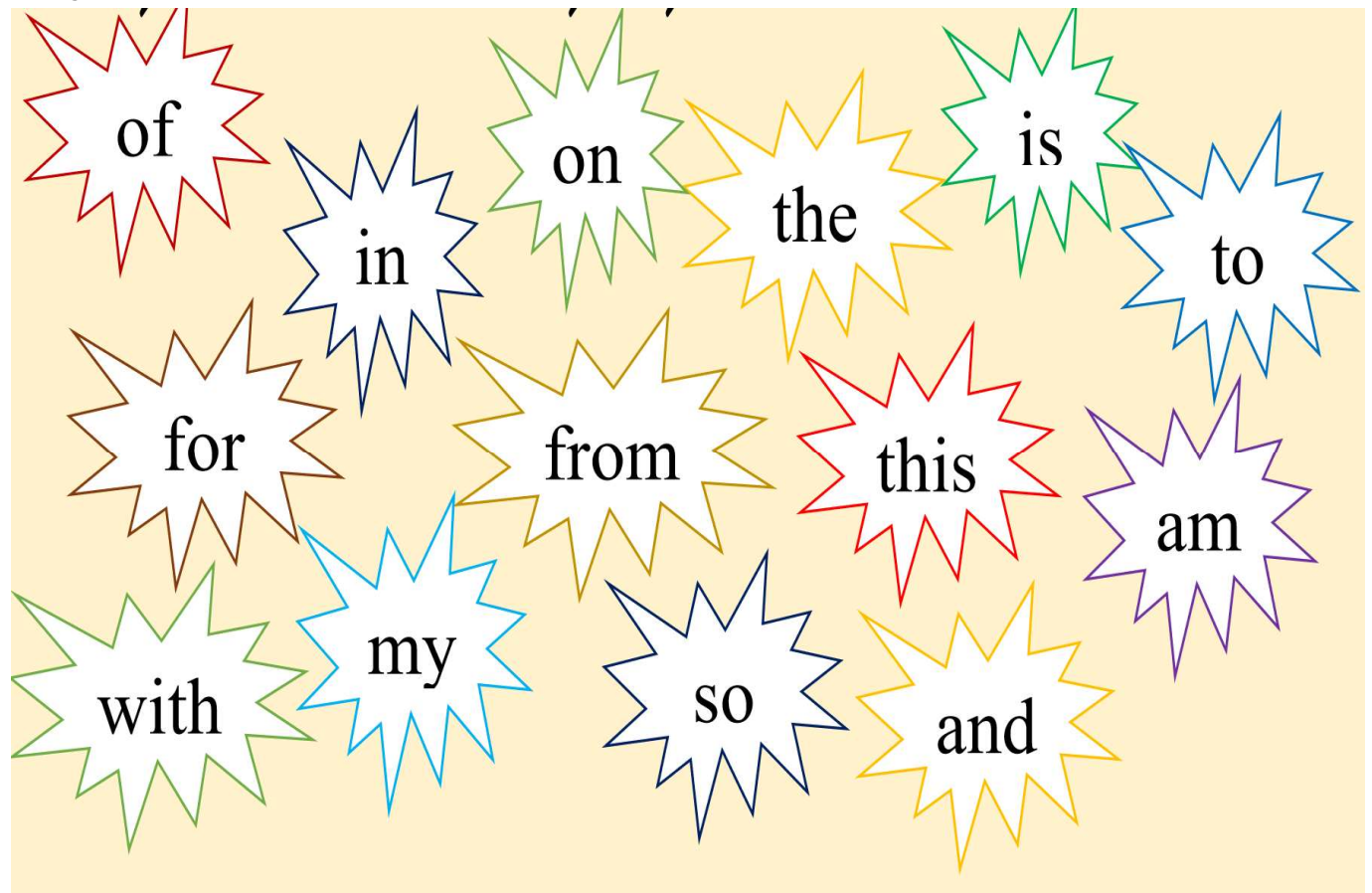
Eat Healthy

Know Yourself

Be Kind & Caring

- ❖ Wish your elders and welcome guests.
- ❖ Spend time with grandparents.
- ❖ Plant a sapling and water it every day. Bring it to school after holidays.

Reading allows us to 'Dream'. So, in order to enhance your imagination, here are some words which you should read every day.



Holidays are great, but schoolwork can be fun and inspiring too! So, to keep you in touch with the concepts taught so far, do the following activities in your home work project book.



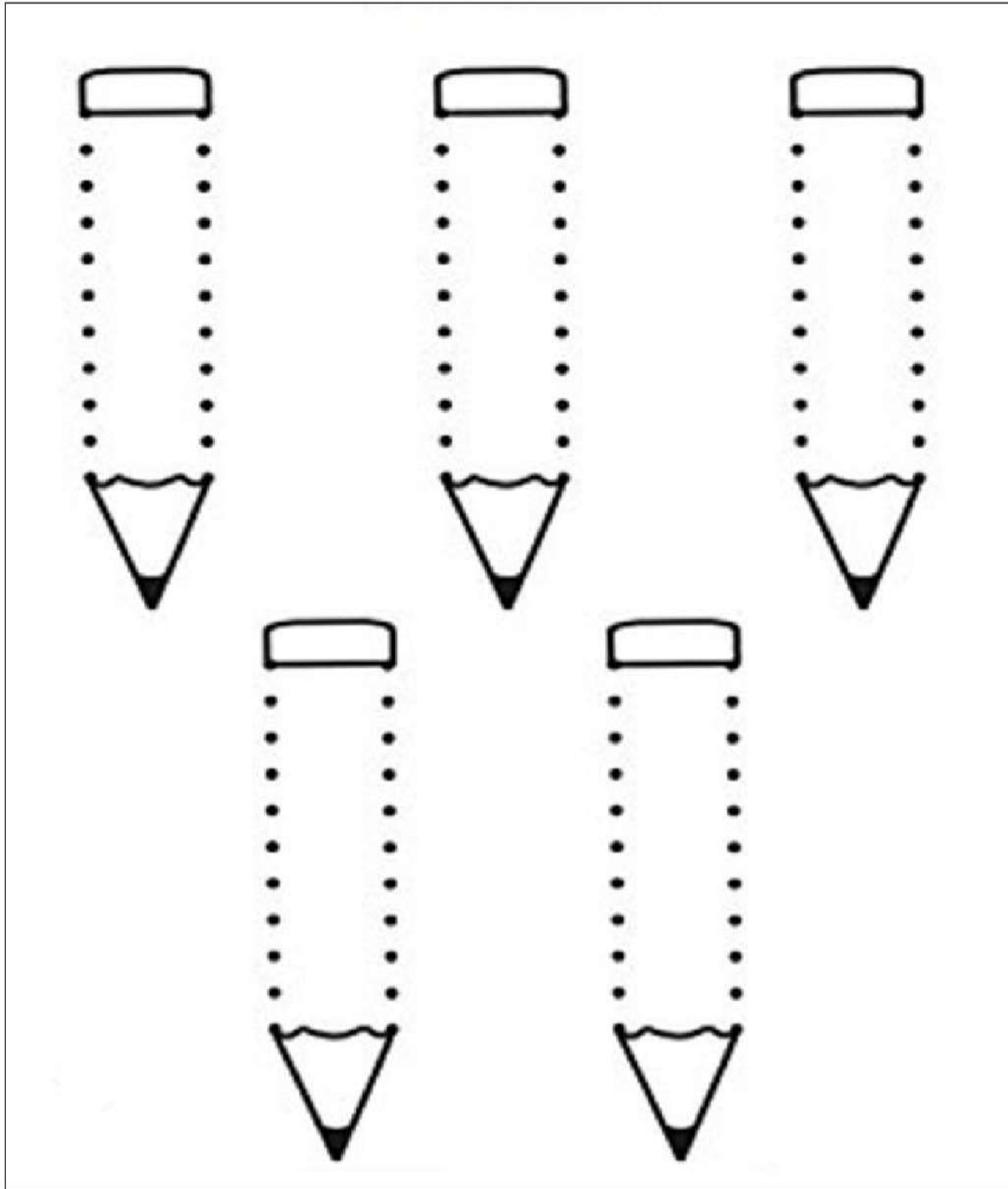
Helpline: Coordinator's Helpline: Ms RACHNA - 08168394073

(Between 10 am to 12:00 noon only to avoid any inconvenience)

For any suggestions & feedback please mail us at lateskks@gail.com

TASK-I - Tracing the standing lines.

- Criteria: 1- Trace the standing lines from up to down using your favourite crayon.
2- Colour the pencils.




How do you feel about your work?



TASK-II : Tracing the standing lines.

Criteria: 1-Trace the standing, sleeping and slanting lines

2-Colour the stars with your favourite crayon




How do you feel about your work?



TASK-III: Distinguish between big and small

Criteria:

- Observe and say aloud the name of given shapes.
- Identify big and small shapes from the given pictures.
- Color the big shape red and the small one in green colour.




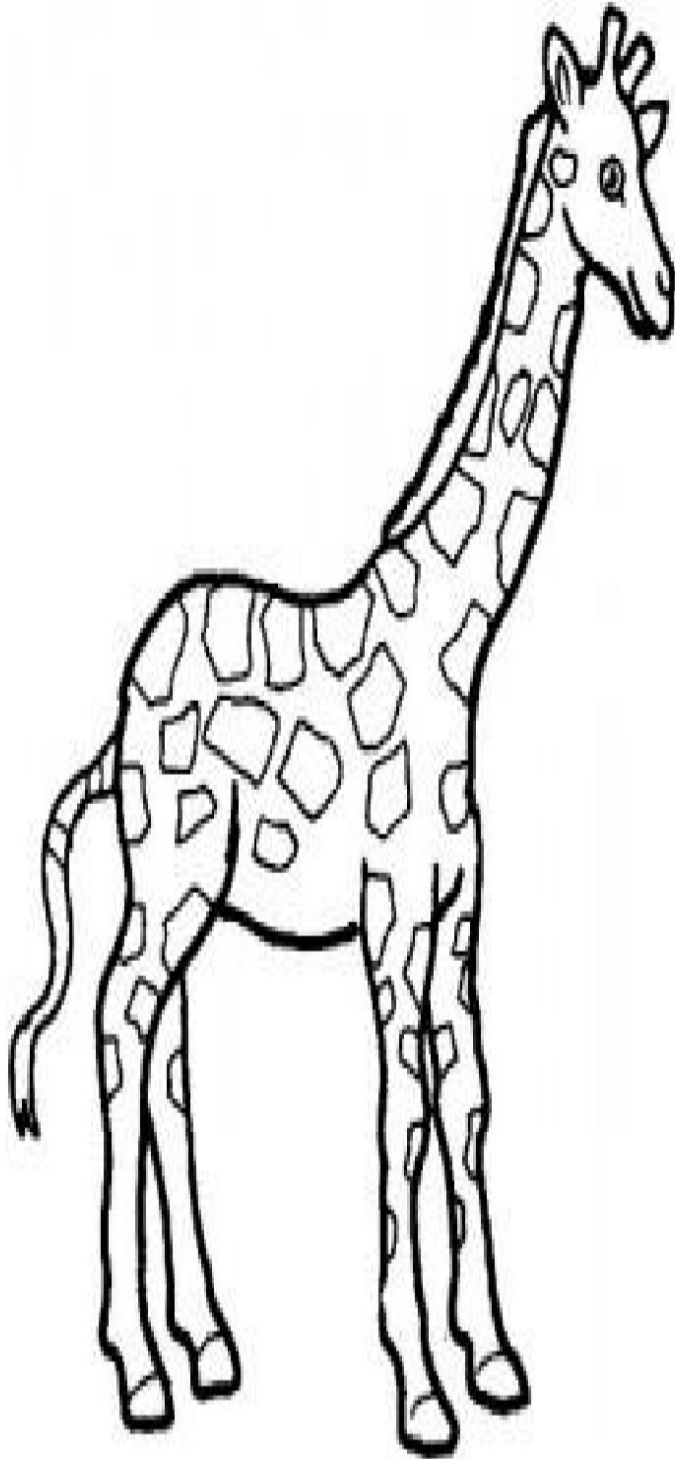
How do you feel about your work?



TASK-IV: Distinguish between tall and short

Criteria

- Observe the picture, identify the tall and short animal.
- Colour the tall animal and circle the short one.



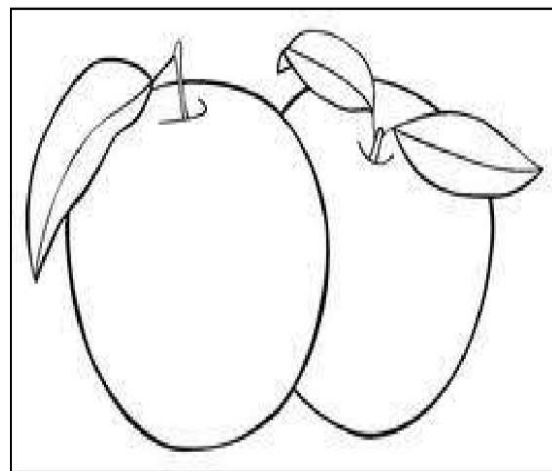

How do you feel about your work?



TASK-V: Identification of more and less

Criteria:

- Observe the given pictures carefully.
- Colour the picture with more fruits using your favourite crayon and cross the picture with less fruits.




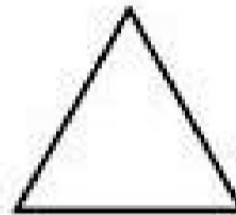



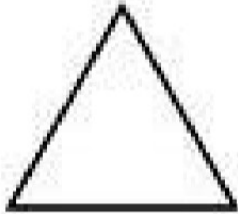
How do you feel about your work?



TASK-VI: Match similar figures /shapes

Criteria:

- Observe the given shapes carefully and name them.
- Draw a line to connect the shapes that match.
- Colour the shapes with your favourite crayon.




How do you feel about your work?



TASK-VII : Colour the picture

Criteria:

- Observe and identify the given pictures carefully.
- Colour the pictures with your favourite crayon.




How do you feel about your work?



TASK-VIII: Colour the picture

Criteria:

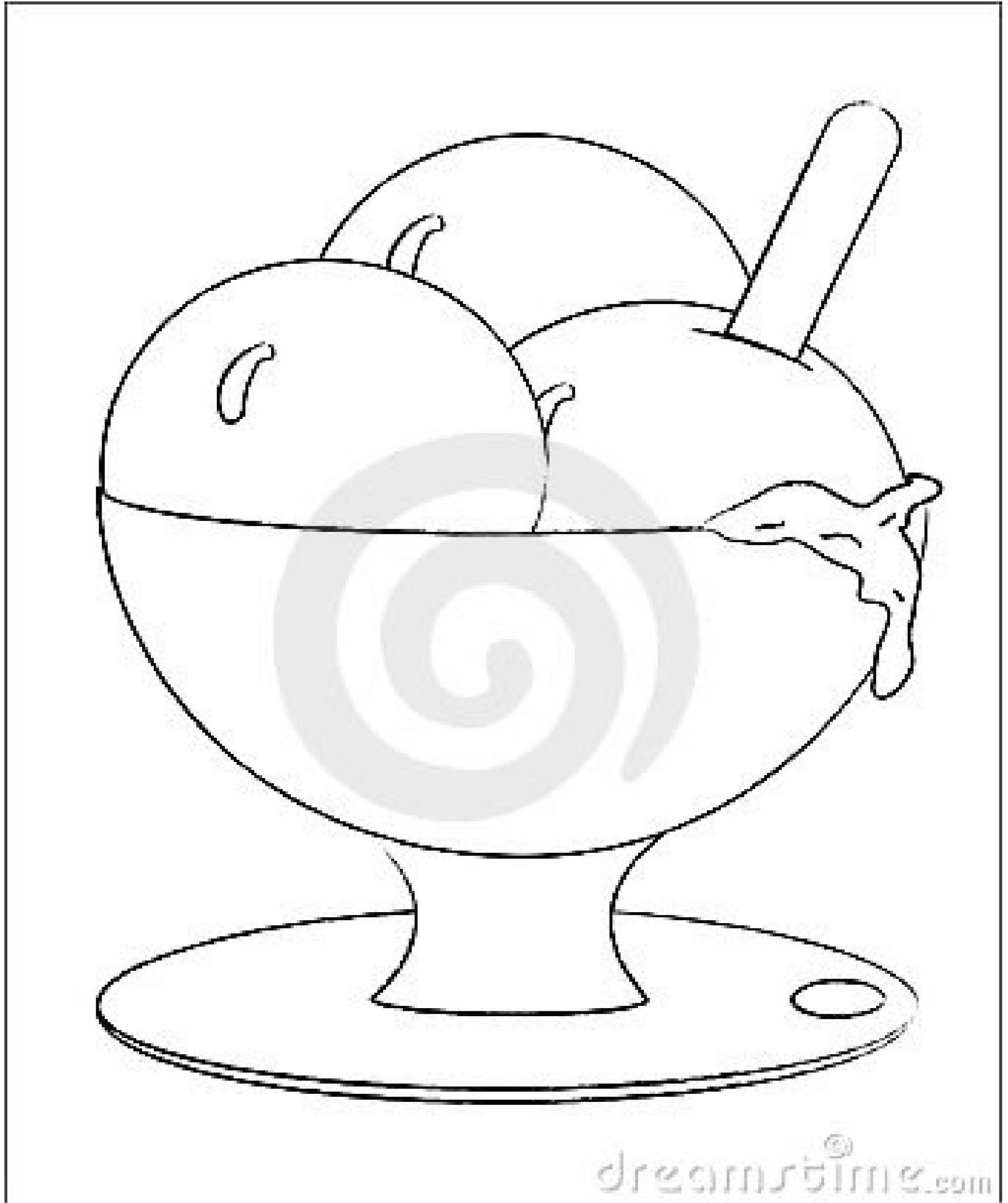
- Observe and identify the given pictures carefully.
- Colour the pictures with your favourite crayon.



How do you feel about your work?



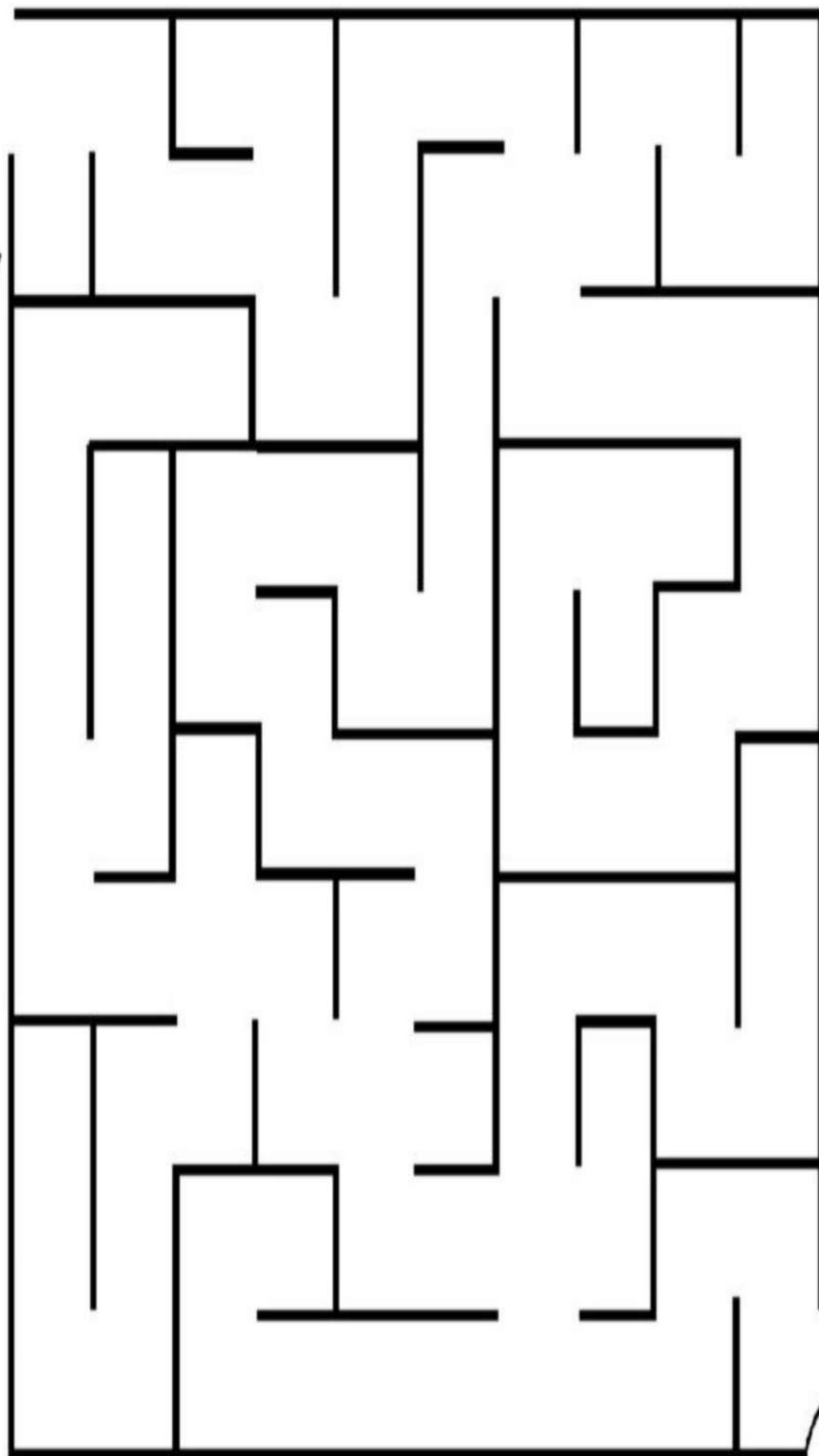
TASK-IX: Colour the picture



How well did you do?



TASK-X-: SKILL JOB - Help the penguin reach its home



How well did you do?

TASK-XI : MY FAVOURITE THING

(ENCOURAGE THE CHILD TO PASTE PICTURE OF HER/HIS FAVOURITE ITEMS)

Food

Fruit

--	--

Snacks

Animals

--	--

How well did you do?



TASK-XII : MY FAVOURITE THING-Continued

Toy

Colour

--

--

Dress

Cartoon

--

--

How well did you do? _____



TASK-XIII : *Colouring myself*



Girl



Boy

How well did you do?



ACTIVITY-I : Hindi Poems

Learn any new 2 Hindi Poems not done in class so far

ACTIVITY-II : English Poems

Learn any new 2 English Poems not done in class so far

ACTIVITY-III : ME AND MY FAMILY

Make an album of your family (Use A4 size sheets and fold them into half to make a booklet which can be used as an album to stick the pictures)

Collect and stick 10 to 15 pictures of your family members, relatives and friends of different occasions which you have spent with them.

Label the pictures with the help of your parents.

Share about your family and your bonding with them in the next class using the album.

CREATIVITY

16th JUNE 2024 is Father's Day –Prepare a Greeting for your Dad

How well did you do?



